

An aerial photograph of a coastal city, likely San Francisco, showing the city grid, the bay, and the Golden Gate Bridge in the distance. A large green rectangular overlay covers the central part of the image, serving as a background for the text.

Walkthrough Meeting Welcome

June 8th, 2021

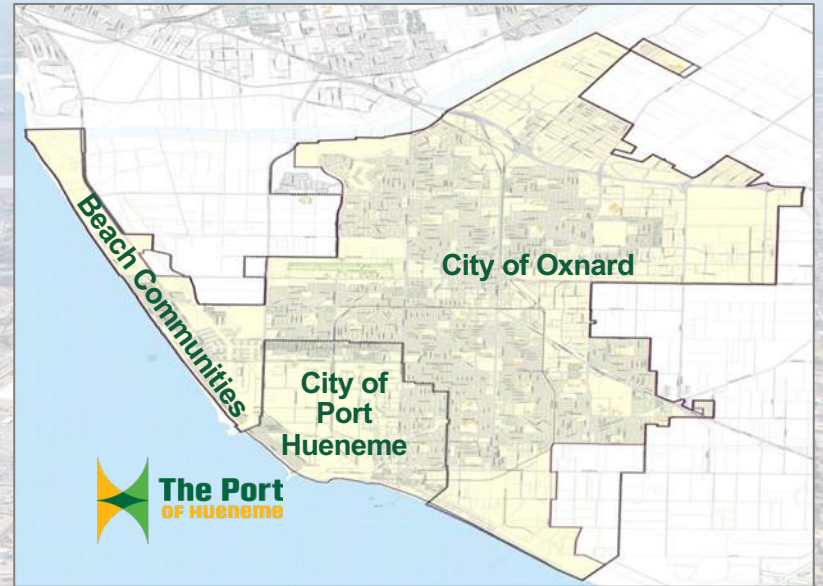
AGENDA TODAY

- Introductions
- Port Presentation
- Port and Railyard Tour

PORT GOVERNANCE

**CELEBRATING
84 YEARS!**


2021 BOARD STRUCTURE



**PRESIDENT
JASON T. HODGE**



**VICE PRESIDENT
MARY ANNE ROONEY**



**SECRETARY
JESS J. HERRERA**



**COMMISSIONER
CELINA L. ZACARIAS**



**COMMISSIONER
JESS J. RAMIREZ**



VISION AND MISSION

VISION

To operate as a **self-supporting** port that enforces the principles of sound public stewardship maximizing the potential of maritime-related commerce and regional economic benefit.

MISSION

To be the preferred port for **specialized cargo** and provide the maximum possible economic and social benefits to our community and industries served.

PORT OF HUENEME

RELIABLE AND BUILDING FOR GROWTH



- 6th Largest US Auto Port
- 2nd in Containerized Bananas Port in the US
- 4th largest port in California
- Top 10 percentile in the US
- Only deep-water port between LA/LB and SF Bay Area

PREMIUM SERVICE

SHIPPING LINES

- Champion Tankers
- Cool Carriers
- COSCO
- Del Monte/Network Shipping
- EUKOR
- GLOVIS
- Great White Fleet
- K-Line
- Mitsui OSK Lines
- Norbulk
- NYK Lines
- SeaLand – A Maersk Company
- Seim Car Carriers
- Wallenius Wilhelmsen Logistics (WWL)

SERVICES

- G&W Short Haul
- Union Pacific RR
- Brusco Tug & Barge
- Stevedores: Ceres, Pacific Ro-Ro, Ports America, SSA Marine
- MSRC
- NRC
- Port Hueneme Ice
- OST Truck & Crane
- T&T Truck & Crane
- Port Hueneme Pilots Association
- Allied Universal
- TracTide Marine Fuels
- Freight forwarders

DC & WAREHOUSING

- Channel Islands Logistics
- Chiquita
- Del Norte Warehousing
- Freska
- Lineage Logistics
- Mission Produce
- Seaboard Produce
- Western PreCooling

PORT TERMINAL LAYOUT



JOINT USE TERMINAL

NORTH TERMINAL

SOUTH TERMINAL

40 FT MAIN CHANNEL DEPTH
120 ACRE TERMINAL
24 ACRE TERMINAL (JOINT USE)
130 ACRE NAVY OUT-LEASE

4,250 LF 5 DEEP DRAFT BERTHS
320 LF 1 SHALLOW DRAFT
90,000 SF ON-DOCK COLD STORAGE
299 ON-DOCK REEFER PLUGS

TOP TRADING PARTNERS

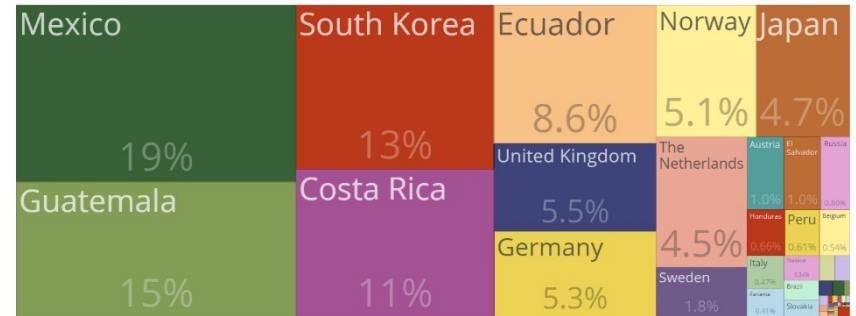
TOP TRADING COUNTRIES

Rank	Port	YTD
1	South Korea	\$1.59 B
2	United Kingdom	\$692.39 M
3	Germany	\$660.96 M
4	Japan	\$608.86 M
5	Mexico	\$472.52 M
6	Sweden	\$225.26 M
7	Guatemala	\$112.69 M
8	Austria	\$92.2 M
9	Costa Rica	\$78.72 M
10	The Netherlands	\$73.84 M

**KOREA TOP
TRADING PARTNER
BY VALUE**

Port Hueneme, Calif.: Trade Partners

Total: 1.81M



Date Range: Ytd Month 2019 Value or Tonnage: Value Tonnage

**MEXICO TOP
TRADING PARTNER
BY TONNAGE**

MAJOR TRENDS

INDUSTRY TRENDS / CARGO TONNAGE

REVENUE

Agriculture
Import/
Export
30%



Ro-Ro
Import/
Export
47%

Total FY2020: **\$17M**

VOLUME



Fresh Fruit
+33%



Auto
-14%

ECONOMIC IMPACT



Jobs
15,834
Over 1,700 direct
jobs in Oxnard and
Port Hueneme



Economy
\$1.7 Billion
Over \$1 Billion into
the economy
annually



Annual Cargo
\$10.85 Billion
Over \$9 Billion
in cargo value
annually

PORT FOOTPRINT



Acreage
558 acres
Entire seaport plus
all storage and
processing areas



Railway
12 mile short line track
Contract with G&W Inc.
Connects to UP
8 acre switchyard



Refrigeration
176,000 SF on-terminal
900,000+ SF off-dock
Over 1000+ reefer plugs

VENTURA COUNTY SECTORS

AGRICULTURE

An aerial photograph of the Ventura County coastline, showing a mix of urban areas, industrial zones, and green agricultural fields. Overlaid on the left side is a white silhouette of a bowl filled with various colorful fruit icons, including apples, bananas, pineapples, and grapes. On the right side, a large green circle contains white text.

VENTURA
COUNTY'S
AGRICULTURE
EXPORTS RANK

#5

IN THE NATION

VENTURA COUNTY

AG EXPORT VALUE



VENTURA
COUNTY AG
EXPORT IS
AMONG THE
TOP 10
IN THE NATION
OUT OF 3000+ COUNTIES

- Between 4 and 5%
- ~ \$2.5 billion on a \$50 billion+ local GDP
 - Close to 2 billion of the 2.5 is crop value
 - Rest is in distribution, processing

WORLD CLASS DISTRIBUTION CENTERS

PORT
INTERMODAL
CORRIDOR

500 ACRES
INLAND PORT

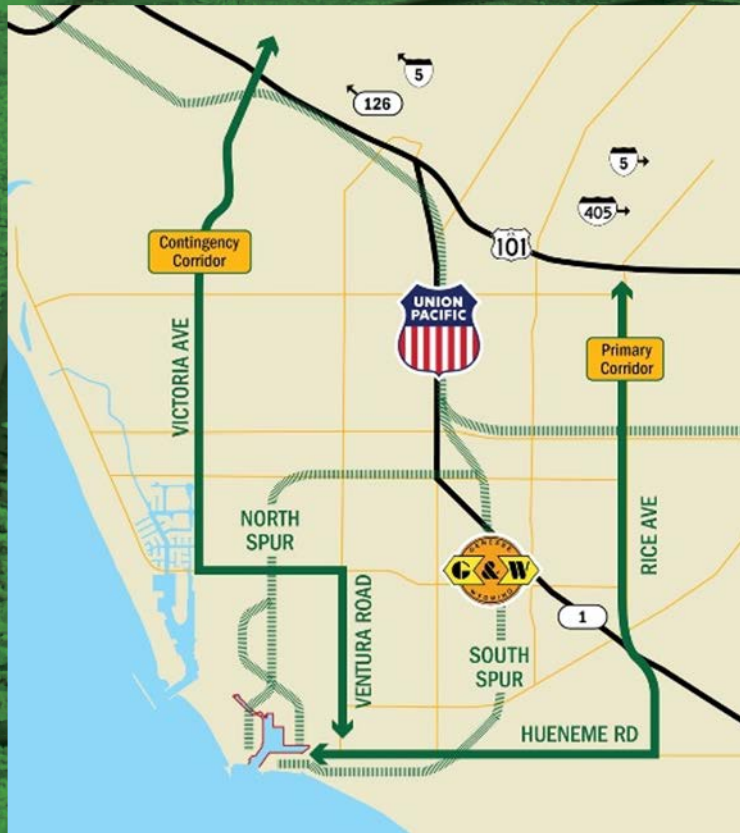


WE HAVE ACCESS TO WORLD CLASS RAIL



RAIL

VCRC, LLC
UNION PACIFIC



TAKING TRUCKS OFF THE ROAD

Efficient rail operation ,
short line rail is owned by
the Port of Hueneme





COVID-19

INITIAL FORECASTS OF COVID-19 INDUSTRY TRENDS

AUTOMOBILES



43% REVENUE
18% VOLUME

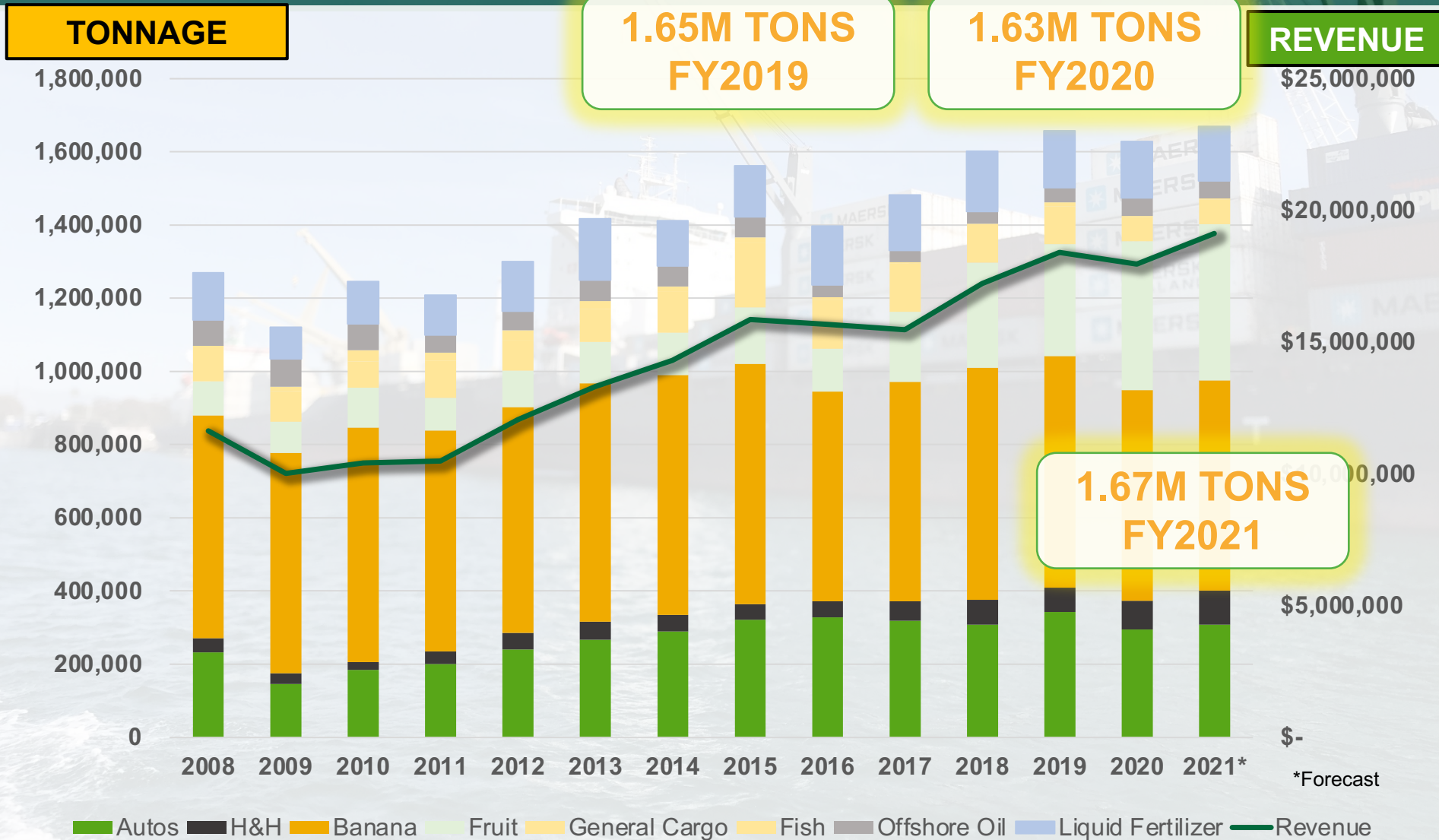
100% STOP AUTO PRODUCTION
6% ↓ BEST CASE SCENARIO
28% ↓ WORST CASE SCENARIO



27% REVENUE
60% VOLUME

?% ↓ SCHOOL/EVENTS CLOSED
?% ↓↑ GROCERIES
?% ↓ HIGHER END FRUIT

CARGO TREND REVENUE AND CARGO





Economic
Vitality



Environment



Innovation
& Technology



*Social Equity
Community &
Partners*



Infrastructure

UPDATING 2020 TO 2030 STRATEGIC PLAN



INFRASTRUCTURE



INSIDE-THE-GATE MODERNIZATION CONTAINERIZATION

MODERNIZATION FOR CONTAINERIZATION



MAKING SPACE FOR EFFICIENT CONTAINER OPERATIONS

- Dredged berths on South Terminal to 40 feet
- Removed one warehouse on South Terminal to create more terminal and cargo operating space
- Ports America brought 3rd mobile crane July 2019
- Ceres brought 2 more mobile cranes in January 2021

CHANNEL DEEPENING

COMPLETED MARCH 2021



SUSTAINABLE DEVELOPMENT INSIDE THE GATE



PREPARED BY:



FUTURE WORKSHOP

PORT OF HUENEME
VACANT PARCEL VISIONING

NEW BERTH, PARKING STRUCTURE AND
PARKING LOT- AERIAL PERSPECTIVE

250 ACRES PROJECT

PROPOSED PORT OF HUENEME LOGISTICS PARK



An aerial photograph of a coastal city, likely San Francisco, showing the Golden Gate Bridge in the distance, the city's grid pattern, and a large green overlay covering the central part of the image.

ECONOMIC SUMMARY



COMMERCIAL DEVELOPMENT TAPPING OPPORTUNITIES

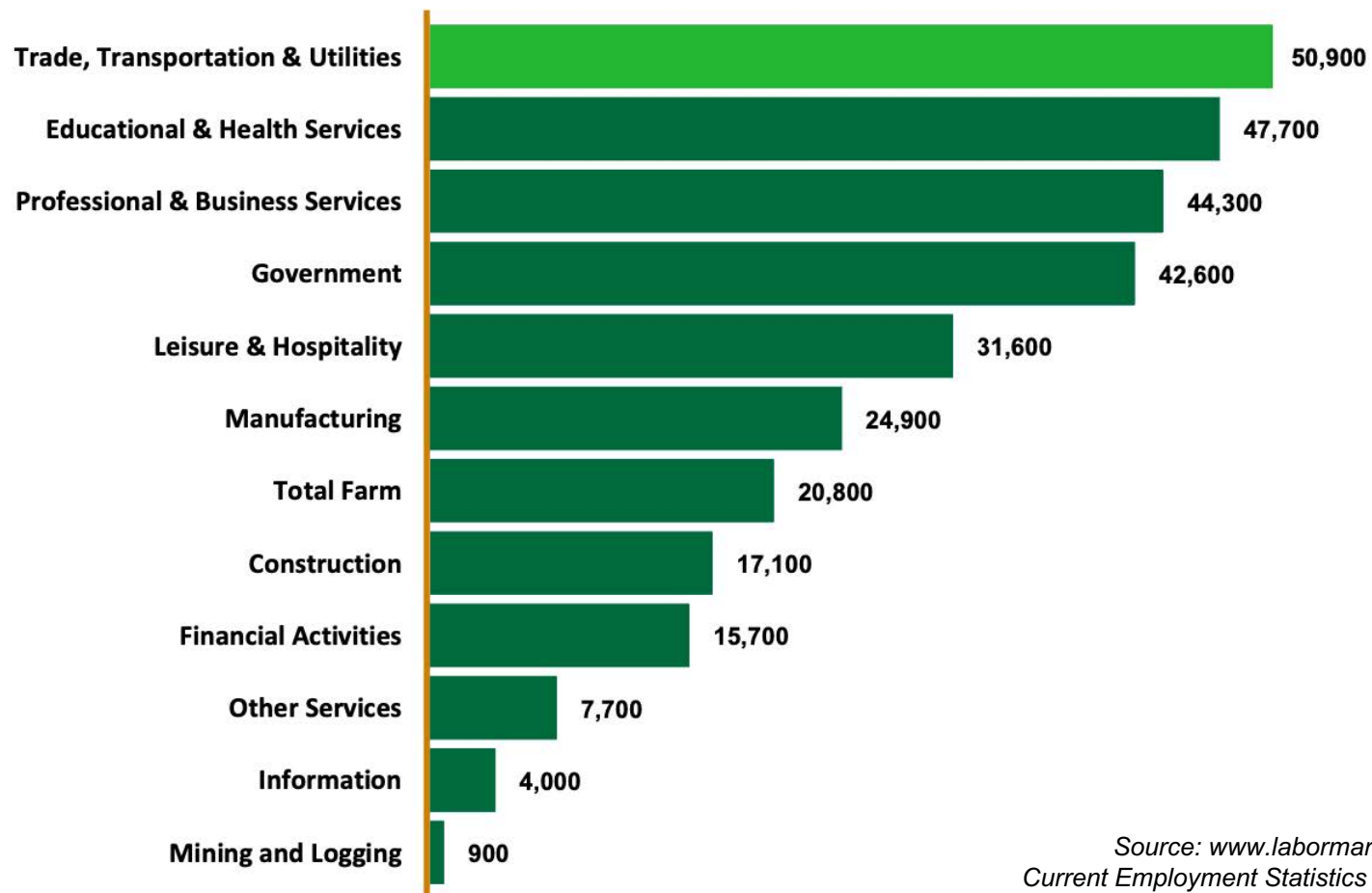
- ✓ LA/LB Congestion
- ✓ Service to Asia
- ✓ More Cargo



Congestion at the Port of Long Beach
Source: LA Times

VENTURA COUNTY ECONOMIC SUMMARY 2020

September Industry Sectors Ranked by Employment Size

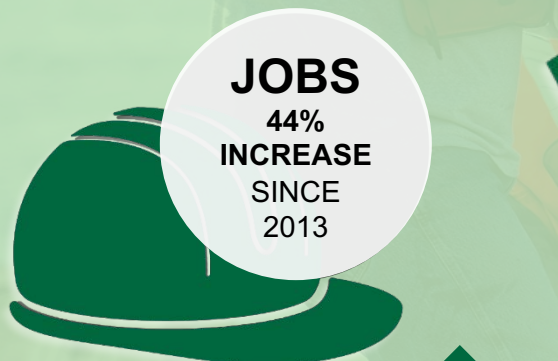


Source: www.labormarketinfo.edd.ca.gov
Current Employment Statistics (September 2020)

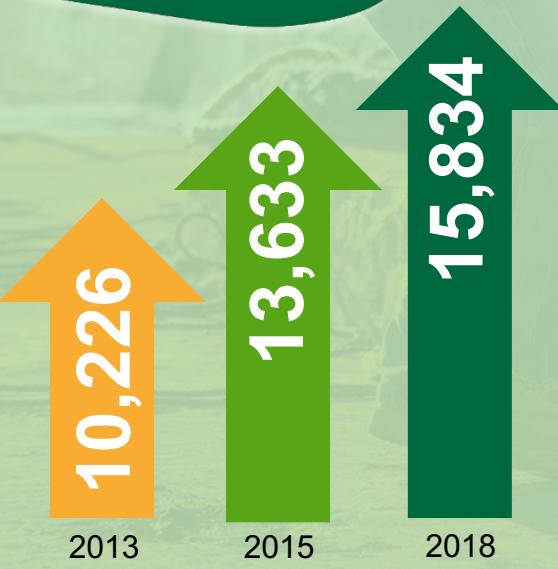


ECONOMIC PROSPERITY

COMMERCE RESULTS



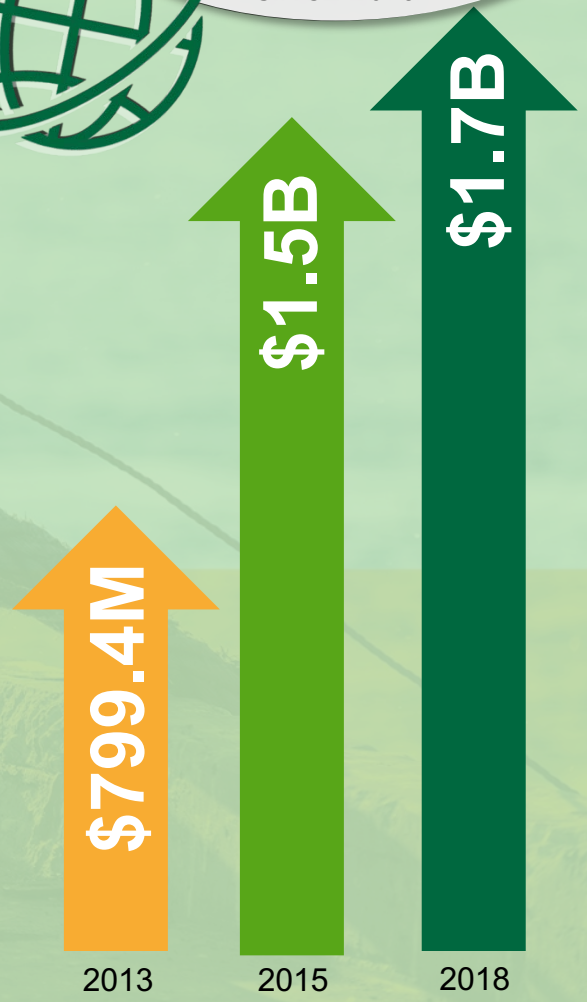
JOBS
44%
INCREASE
SINCE
2013



**TAX
REVENUE**
123% INCREASE
SINCE 2013



**TOTAL
ECONOMIC
ACTIVITY**
113% INCREASE
SINCE 2013



I'm from
Oxnard.

I'm from
Port Hueneme.

I'm from
Camarillo.

I'm from
Ventura.

MUNICIPALITIES

PERCENT (JOBS BENEFIT)

DIRECT JOBS

Port Hueneme	16.37%	413
Oxnard	38.57%	973
Ventura	17.47%	441
Camarillo	10.6%	267
Thousand Oaks	1.43%	36
Moorpark	2.52%	64
Simi Valley	1.43%	36
Santa Paula	2.13%	54
Ojai	2.13%	54
Other Ventura County	4.85%	122
County of Los Angeles	1.56%	39
Other California	0.96%	24
TOTAL	100%	2,524



ECONOMY JOBS

An aerial photograph of a coastal region, likely a port or industrial zone, featuring a mix of residential areas, commercial buildings, and industrial facilities. A prominent green semi-transparent band runs horizontally across the middle of the image. On the left side of this band is a circular logo containing a stylized white leaf with a branching stem. The word "ENVIRONMENT" is written in large, white, bold, sans-serif capital letters across the center of the green band.

ENVIRONMENT

GREENEST US PORT

\$20 MILLION INVESTED SINCE 2014



GOING DEEP:

35 to 40 ft, sand
renourishes beaches



BATTERY STORAGE:

Peak
shaving,
store energy




PHRESH:

Clean Air Plan
VCAPCD



PLUG & PLAY: Shoreside power




CLEAN EFFICIENCY:

Powered by
electricity



NEW ERA: Cords & plugs to power future equipment



LED LIGHTING



YARD TRUCKS: State of the art



RETROFITTING Tier 0 – Tier 4




CREATING A ZERO-EMISSIONS WORLD

**\$3M ARB
GRANT**

MORE SPACE: Demo of obsolete buildings allows less congestion, fewer emissions




INNOVATION & TECHNOLOGY



FATHOMWERX

BUILDING THE FUTURE THROUGH COLLABORATION





SOCIAL EQUITY, COMMUNITY & PARTNERS

COMMUNITY DRIVES

BRINGING BANANA FEST TO YOU



Due to COVID-19 concerns, we are not holding our Banana Festival in September.

INSTEAD, WE'RE BRINGING THE BANANA FESTIVAL TO YOU!

PORT COMMUNITY DRIVES



- 44 community events
- 1 million pounds of produce distributed to 30,000 families across Ventura County



COMMUNITY DRIVES

COLLABORATION



COMMUNITY DRIVES

COLLABORATION AND VOLUNTEERS



AIR QUALITY MONITORS

UNVEILING WITH COMMUNITY / HAYCOX SCHOOL





GLOBAL TRADE & LOGISTICS EDUCATION





THANK YOU